





# Curriculum Overview


## Foundation 2


### Term 1





 <p><b>As theologians, this term we will be learning about...</b></p> <ul style="list-style-type: none"> <li>• Family</li> <li>• Creation</li> </ul>	<p><b>The key vocabulary for this term is...</b></p> <ul style="list-style-type: none"> <li>• name</li> <li>• Christian</li> <li>• creation</li> <li>• love</li> </ul>	<p><b>In preparation for this learning, the suggested activities to do at home are...</b></p> <ul style="list-style-type: none"> <li>• Talk about / read the creation story and discuss how God made us.</li> </ul>
--	--	---


 <p><b>As historians/geographers, this term we will be learning about...</b></p> <ul style="list-style-type: none"> <li>• Our family history</li> <li>• Grandparents Day</li> <li>• Outdoor Adventures</li> </ul>	<p><b>The key vocabulary for this term is...</b></p> <ul style="list-style-type: none"> <li>• family e.g., mum, dad, sister, brother, cousin etc</li> <li>• grandparent</li> <li>• nature</li> <li>• seasons</li> </ul>	<p><b>In preparation for this learning, the suggested activities to do at home are...</b></p> <ul style="list-style-type: none"> <li>• Talk about members of your family.</li> <li>• Explore natural objects e.g. acorns, pine cones</li> </ul>
--	---	---


 <p><b>As readers, this term we will be learning about...</b></p> <ul style="list-style-type: none"> <li>• Blending sounds orally</li> <li>• Single letter sounds (Set 1 sounds)</li> </ul>	<p><b>The key vocabulary for this term is...</b></p> <ul style="list-style-type: none"> <li>• Letter sounds</li> <li>• Pure sounds</li> </ul>	<p><b>In preparation for this learning, the suggested activities to do at home are...</b></p> <ul style="list-style-type: none"> <li>• Play Fred games -This will be modelled at our Welcome Class Meeting.</li> </ul>
---	---	--


 <p><b>As artists/designers, this term we will be learning about...</b></p> <ul style="list-style-type: none"> <li>• Using tools e.g. scissors, paint brushes, drawing, glue sticks/runny glue</li> </ul>	<p><b>The key vocabulary for this term is...</b></p> <ul style="list-style-type: none"> <li>• cut</li> <li>• stick</li> <li>• paintbrush</li> <li>• draw</li> <li>• scissors</li> </ul>	<p><b>In preparation for this learning, the suggested activities to do at home are...</b></p> <ul style="list-style-type: none"> <li>• Practise using scissors, pencils, pens, paintbrushes and glue.</li> </ul>
--	---	--


 <p><b>As writers and spellers, this term we will be learning about...</b></p> <ul style="list-style-type: none"> <li>• Name writing</li> <li>• Letter formation</li> <li>• Initial sounds in words</li> </ul>	<p><b>The key vocabulary for this term is...</b></p> <ul style="list-style-type: none"> <li>• Letter sounds</li> </ul>	<p><b>In preparation for this learning, the suggested activities to do at home are...</b></p> <ul style="list-style-type: none"> <li>• Practice writing your name.</li> <li>• Practice writing the sounds we have learnt in phonics.</li> </ul>
--	--	---

 <p><b>As athletes, this term we will be learning about...</b></p> <ul style="list-style-type: none"> <li>• Agility, Space and Movements</li> </ul>	<p><b>The key vocabulary for this term is...</b></p> <ul style="list-style-type: none"> <li>• space</li> <li>• awareness</li> <li>• moving</li> <li>• balance</li> </ul>	<p><b>In preparation for this learning, the suggested activities to do at home are...</b></p> <ul style="list-style-type: none"> <li>• Play in the garden or in the park – negotiating other children and obstacles.</li> </ul>
--	--	---

 <p><b>As mathematicians, this term we will be learning about...</b></p> <ul style="list-style-type: none"> <li>• Pattern</li> <li>• Number</li> <li>• Classifying, matching comparing and ordering</li> </ul>	<p><b>The key vocabulary for this term is...</b></p> <ul style="list-style-type: none"> <li>• pattern, extend, colour, size, big, small, long, short, next, before</li> </ul>	<p><b>In preparation for this learning, the suggested activities to do at home are...</b></p> <ul style="list-style-type: none"> <li>• Look at patterns</li> <li>• Counting objects</li> <li>• Order objects by size</li> <li>• Put objects into groups</li> </ul>
--	---	--

 <p><b>As musicians, this term we will be learning about...</b></p> <ul style="list-style-type: none"> <li>• Exploring sound</li> </ul>	<p><b>The key vocabulary for this term is...</b></p> <ul style="list-style-type: none"> <li>• loud</li> <li>• quiet</li> <li>• high</li> <li>• low</li> <li>• voice</li> </ul>	<p><b>In preparation for this learning, the suggested activities to do at home are...</b></p> <ul style="list-style-type: none"> <li>• Sing songs together.</li> <li>• Listen to a variety of music and talk about what you have heard using the key vocab.</li> </ul>
--	--	--

 <p><b>As scientists, this term we will be learning about...</b></p> <ul style="list-style-type: none"> <li>• Growing up</li> </ul>	<p><b>The key vocabulary for this term is...</b></p> <ul style="list-style-type: none"> <li>• baby</li> <li>• toddler</li> <li>• child</li> <li>• adult</li> <li>• elderly</li> </ul>	<p><b>In preparation for this learning, the suggested activities to do at home are...</b></p> <ul style="list-style-type: none"> <li>• Look at photographs and discuss how your child has changed since they were a baby.</li> </ul>
---	---	--

 <p><b>As computer scientists, this term we will be learning about...</b></p> <ul style="list-style-type: none"> <li>• A range of technology available in the continuous provision for children to select what to use</li> </ul>	<p><b>The key vocabulary for this term is...</b></p> <ul style="list-style-type: none"> <li>• computers, headphones, cd player, iPad, cameras, keyboards, calculators</li> </ul>	<p><b>In preparation for this learning, the suggested activities to do at home are...</b></p> <ul style="list-style-type: none"> <li>• Talk about the technology you use at home and how to use it safely.</li> </ul>
---	--	---